

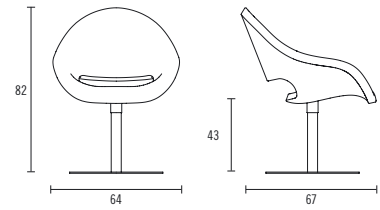
# PALM SWIVEL

designed by Matthew Kavanagh & Ashley Hall


**PALM GIREVOLE.** Bella comoda. Poltroncina molto decorativa in espanso schiumato a freddo ignifugo, con struttura interna in acciaio. Colonna cromata e basamento in acciaio satinato. Può essere tappezzata con finta pelle, pelle, lana e tessuto metal o floreale, non sfoderabile.

**PALM SWIVEL.** Beautiful and comfortable. A very decorative armchair in cold foamed fireproof polyurethane, with internal structure in steel. Chrome plated column and round-base in satinated steel. Can be upholstered in artificial leather, genuine leather, wool and metallic or flowery patterned fabric, not removable cover.

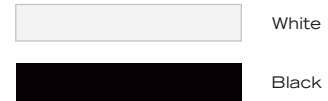
Art. 622



### Extrema Metal




### Genuine leather




### Simil-leather



### Ekletyca Flowers



### Wools Kelly



Peso netto: 23 kg  
Pezzi per scatola: 1  
Colli: 2  
Peso collo: 25 kg  
Volume: 0,27 m<sup>3</sup>  
Disassemblata

**Finiture e colori:** poltroncina tappezzata con tessuto Ekletyca Flowers, Extrema Metal, similpelle, pelle e lana Kelly. Il modello PALM non è sfoderabile.

**Struttura:** seduta in espanso schiumato a freddo ignifugo con struttura interna in acciaio. Colonna centrale cromata e basamento satinato.

Net weight: 23 kg  
Pcs per box: 1  
Boxes: 2  
Box weight: 25 kg  
Volume: 0,27 m<sup>3</sup>  
Disassembled

**Finishes and colours:** armchair upholstered with fabric Ekletyca Flowers, Extrema Metal, simil-leather, genuine leather and Wools Kelly. The model PALM has not removable covers.

**Frame:** shell in polyurethan foam with injected flame-retardant internal steel frame covered. Central leg chromed and round base satinated.